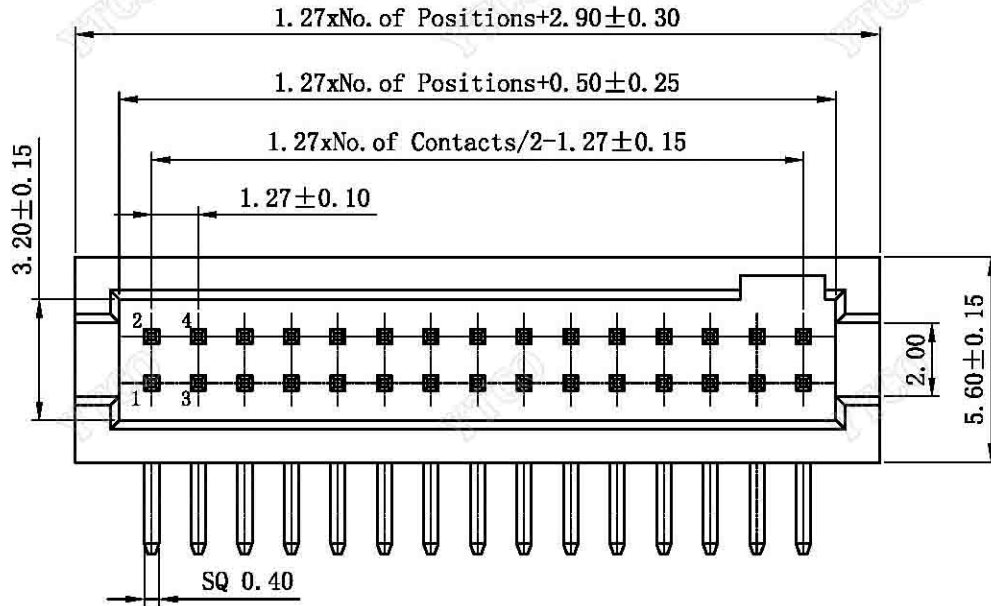


RoHS Compliant

*Due To Technical Progress, All The Information Provided Is Subject To Change Without Prior Notice.

Rev No	Revision note	Date	Signature	Checked
A/0	NEW DRAWING	DEC. 07. 2020		



Electrical:

Current Rating:1.0AMP.
 Contact Resistance:20mΩ Max.
 Insulation Resistance:1000MΩ Min.
 Withstanding Voltage:500V AC/DC.

Mechanical:

Contact Material:Brass(SQ 0.40mm) .
 Contact Plating:Au or Sn Over Ni.
 Insulator Material:Polyester UL94V-0.
 Standard:PA6T.

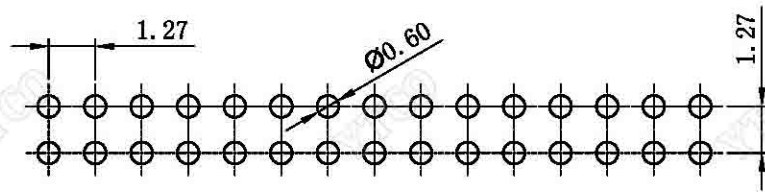
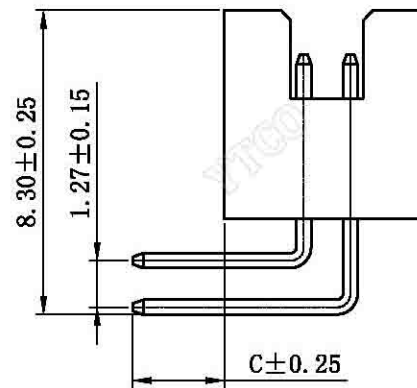
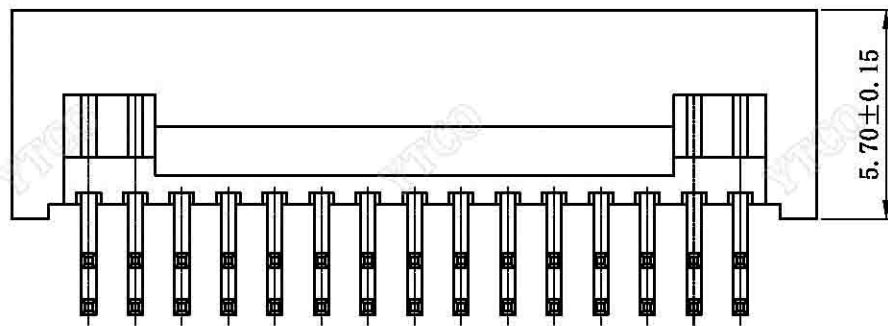
Environmental:

Operating Temp Range:-40℃ ~+105℃.
 Max. Processing Temp:+230℃ for 30~60 Seconds.
 +260℃ for 10 Seconds

Ordering Code:

3032-XX R XX X 000 X 01

No. of Pins	Contact Plating	Insulator Material	Packing
06-6P 34-34P	G0=Gold Flash	A=BK-PBT	A=Tray
08-8P 40-40P	G1=3u" Gold	B=BK-PA6T	T=Tube
10-10P 44-44P	C2=5u" Gold	C=BK-PA9T	
14-14P 50-50P	C3=10u"Gold	D=BK-LCP	
20-20P 60-60P	G4=15u"Gold	G=CY-PBT	
24-24P 64-64P	G5=30u"Gold	H=CY-PA6T	
26-26P 80-80P	S0=GoldFlash/Tin		
30-30P 100-100P	SN=Tin		
32-32P	SM=Matte tin		



Recommended P.C.B Layout (Top Side)
 (PCB BOARD TOLERANCE ±0.05)

ITEM	C(dimension)	Part No.	Mating
Standard	2.50	3032-XXRGOB000T01	2343
Alternate			

THIS DRAWING IS A CONTROLLED DOCUMENT		DWN DATE KAIKUAN, XU DEC. 07. 2020	<p>YTCO TECHNOLOGY HTTP://WWW.YTCO.CO</p>
DIMENSIONS INCHES		CHK DATE MIKE DEC. 07. 2020	
TOLERANCES UNLESS OTHERWISE SPECIFIED		APVD DATE PETER DEC. 07. 2020	TITLE BOX HEADER, 1.27MM PITCH, R/A, H=5.70
0 PLC ±		UNITS SCALE SIZE MM 5 : 1 A4	PART NO. 3032-XXRXXX000X01
1 PLC ± 0.40		CAGE CODE FILE PATH 594309442 A/D/YTCOTZ/Box Header/1.27mm	DRAWING NO. 3032-R
2 PLC ± 0.25			1 OF 1
3 PLC ± 0.15			REV A
4 PLC ± 0.10			
ANGLES ± 3°			